

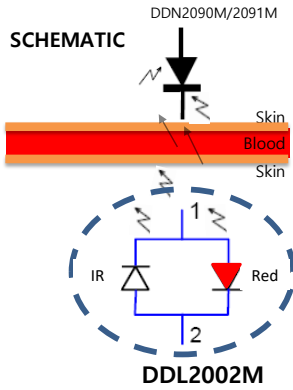


FEATURES

- Two Drive Line Dual LED Emitter
- Dual Red and IR LED Matched to SPO2
- Chip on Board Mold Package

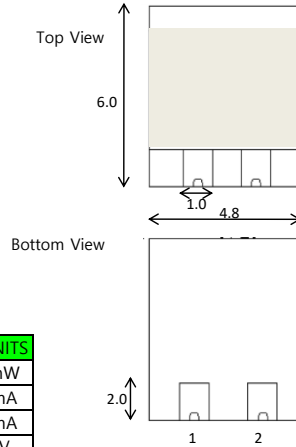
APPLICATIONS

- Transmissive
- Blood Analysis
- Medical Instrumentation
- Radiometric Instrument
- Oximeter Probes



**Blood Sensor Emitter
DDL2002M**

PACKAGE DIMENSION (mm)
w x h x t = 4.8x 6.0 x 1.02



ABSOLUTE MAX. RATINGS (Ta=25°C unless otherwise noted)

SYMBOL	PARAMETER	MAX. RATED VALUE	UNITS
PD	Power Dissipation	120	mW
IF	Continuous Forward Current	50	mA
IFP	Peak Forward Current	100	mA
VR	Reverse Voltage	5	V
T stg	Storage Temp	-20 ~ +85	°C
T opr	Operating Temp	-20 ~ +80	°C
T sd	Soldering Temperature*1	240	°C

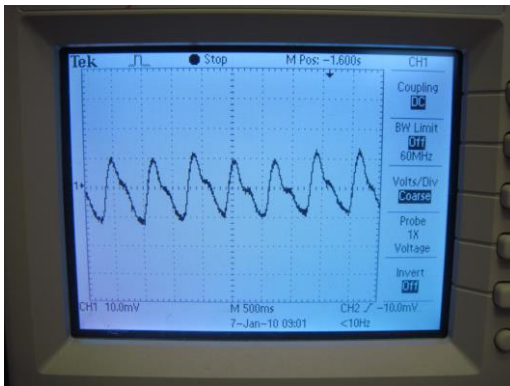
*Soldering time : t <3s, **Moisture Sensivity Level 3
 ***Do not soldering on top pads, must soldering on only backside pads
 ****Do prebake 150°C 1HRs if reflow SMT

CHARACTERISTICS (Ta=25°C unless otherwise noted)

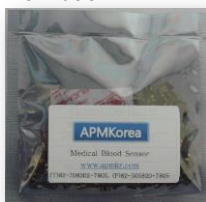
SYMBOL	CHARACTERISTIC	COMPONENTS	TEST CONDITION	MIN	TYP	MAX	UNITS
VF	Forward Voltage	LED1	IF=20mA		1.9	2.2	V
		LED2			1.3	1.5	
IR	Reverse Breakdown Current	LED1,LED2	VR=5V			10	uA
P O	Output Power	LED1	IF=20mA		1		mW
		LED2			2		
λ PEAK	Peak Wavelength	LED1	IF=20mA		660		nm
			IF=20mA		890		
			IF=100mA		905		
Δλ	Half Wave Width	LED1	IF=20mA		30		nm
		LED2			60		

PPG(Photo Plethysmogram) Characteristic

DDL2002M with DDN2091M



Packing Information



Anti Static vinyl bag

Label sticker

